

Scaled data based on original data using
LM-79-08 Approved Method: Electrical and Photometric Measurements of Solid-
State Lighting Products

Test Report Prepared for
Cooper Lighting Solutions
(formerly Eaton)

Brand: McGRAW-EDISON

Report Number: P386527

Luminaire Tested: **GWC-SA2B-722-U-SL3**

Issue Date: 3/3/2020

Test Information

Test Method: LM-79-08
Report Number: P386527
TEST IS SCALED FROM IESNA LM-79-08 TEST DATA (G2-1903-205-22)
Test Lab: INNOVATION CENTER
Issue Date: 3/3/2020
Manufacturer: COOPER LIGHTING SOLUTIONS (FORMERLY EATON)
Product Line: MCGRAW-EDISON
Catalog Number: GWC-SA2B-722-U-SL3
Description: GALLEON WALL LUMINAIRE
(2) 70 CRI, 2200K, 800mA LIGHTSQUARES WITH 16 LEDS EACH AND TYPE III
SPILL LIGHT ELIMINATOR OPTICS
Light Source: -
Ballast/Driver: ELECTRONIC DRIVER

Summary

Lumens per Lamp: N/A
Luminaire Lumens: 8768 lumens
Efficiency: N/A
Efficacy: 103.2 lumens/watt
Luminous Opening: Rectangular (W 1' x L: 0.5' x H: 0')
IES Classification: Type III - Medium
BUG Rating: B1 - U0 - G3

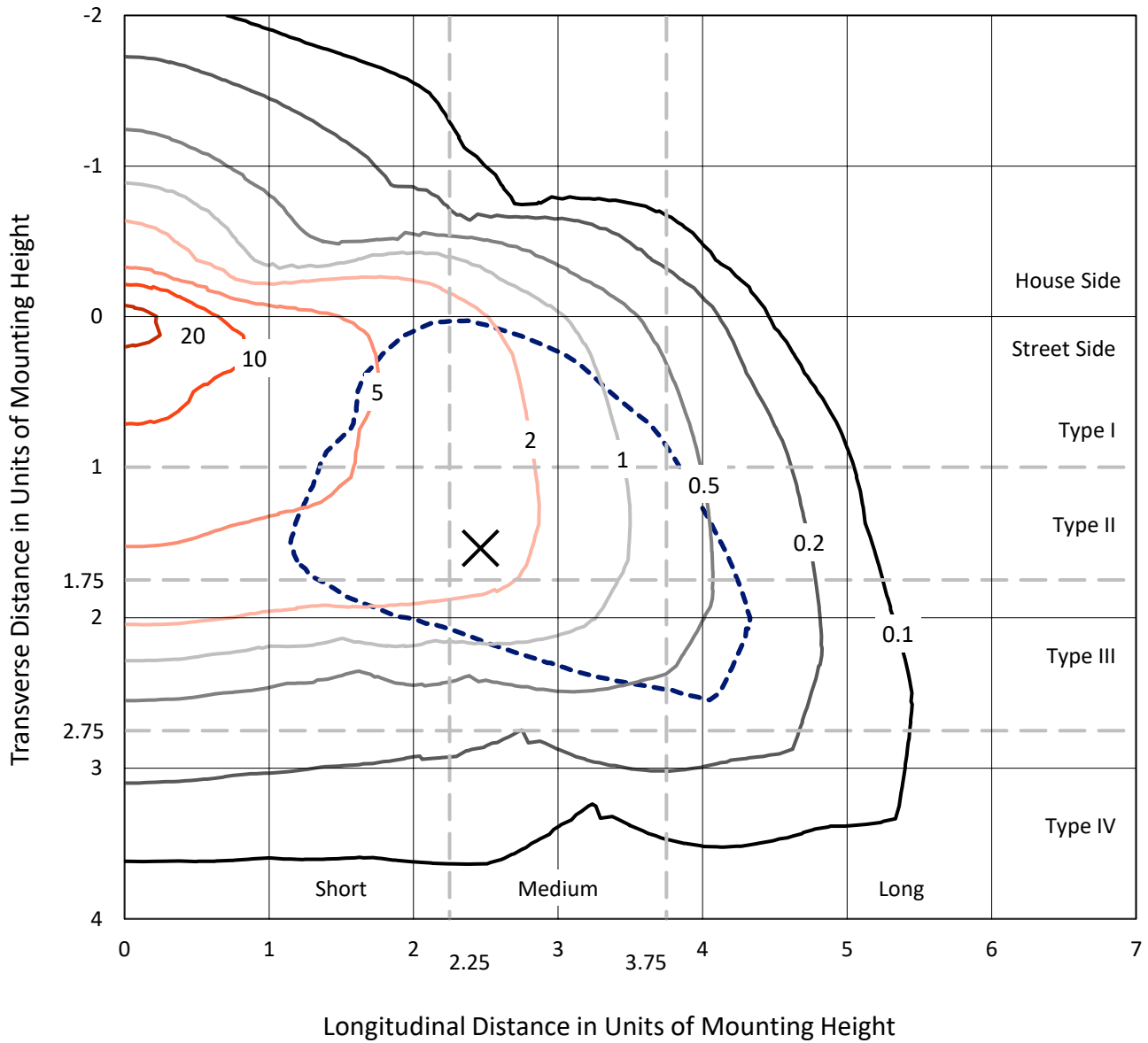
Input Watts (W): 85
Input Voltage (V): NR
Input Current (Ain): NR
Voltage Rise (V): NR
Power Factor: NR
Total Harmonic Distortion (THDi): NR
Frequency (hertz): 60
Stabilization Time: NR
Operation Time: NR
Ambient Temperature (°C): NR
Test Distance: 24 FT



REPORT NUMBER: P386527
 CATALOG NUMBER: GWC-SA2B-722-U-SL3

Iso-Footcandle Lines of Horizontal Illumination

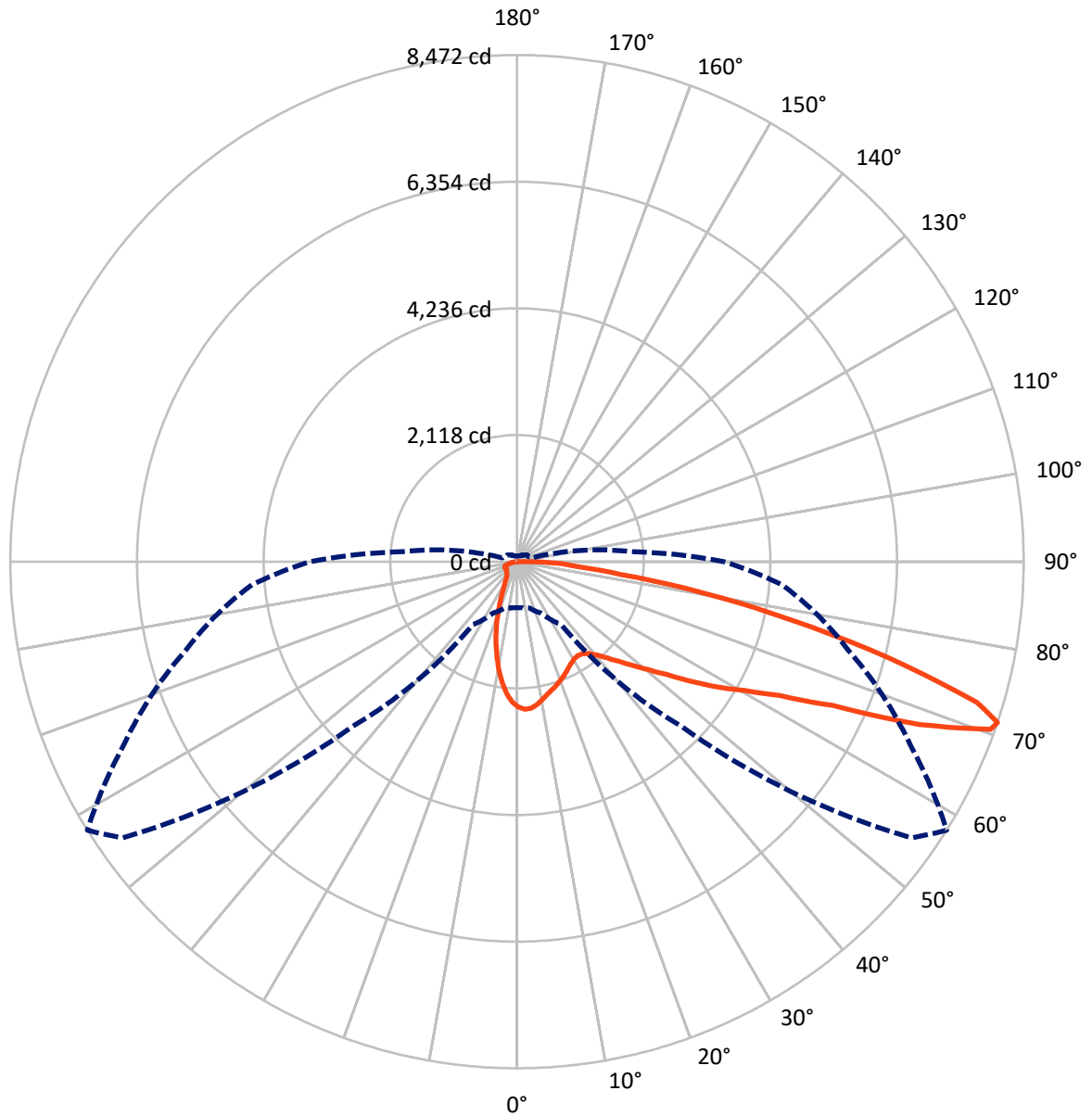
✕ Max cd
 - - - 1/2 Max cd



Based on 10 foot mounting height. Maximum calculated value = 24.3 fc
 Type III - Medium - N/A

REPORT NUMBER: P386527
CATALOG NUMBER: GWC-SA2B-722-U-SL3

Luminous Intensity Polar Plot



— Vertical Plane Through 58-Deg Lateral - - - Horizontal Cone Through 71-Deg Vertical



REPORT NUMBER: P386527

CATALOG NUMBER: GWC-SA2B-722-U-SL3

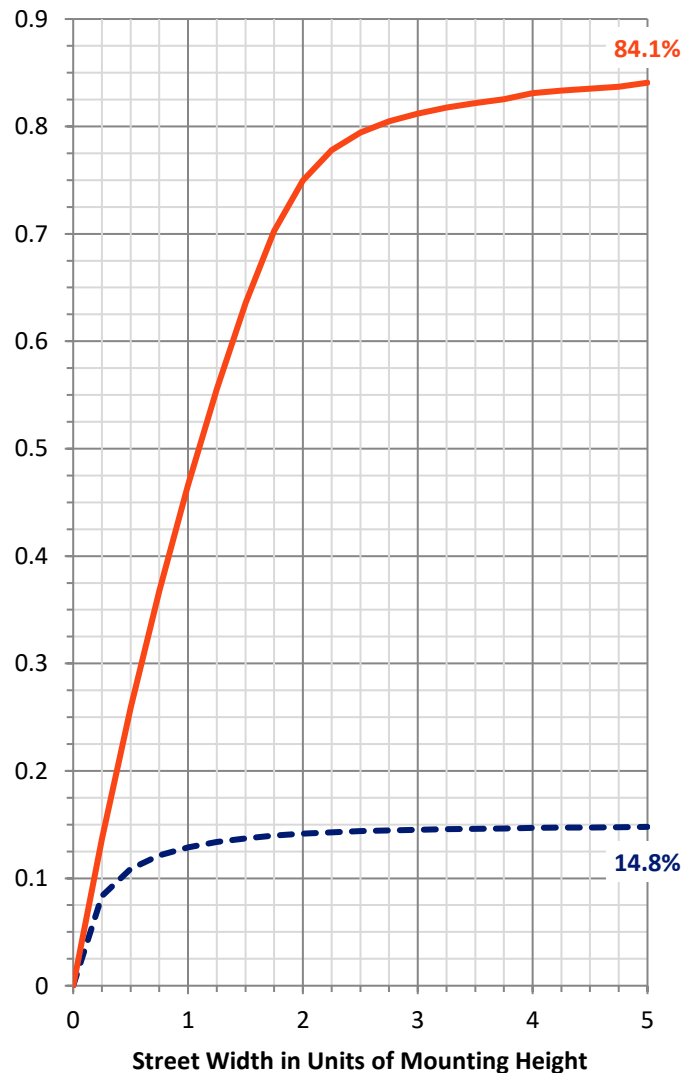
FLUX DISTRIBUTION:

		Downward	Upward	Total
House Side	Lumens	1310.9	0.0	1310.9
	% Fixture	15.0	0.0	15.0
Street Side	Lumens	7457.1	0.0	7457.1
	% Fixture	85.0	0.0	85.0
Total	Lumens	8768.0	0.0	8768.0
	% Fixture	100.0	0.0	100.0

ZONAL LUMENS:

Zone	Lumens	% Fixture
0°-10°	209.6	2.4
10°-20°	466.0	5.3
20°-30°	592.3	6.8
30°-40°	754.4	8.6
40°-50°	1069.8	12.2
50°-60°	1655.6	18.9
60°-70°	2253.9	25.7
70°-80°	1503.6	17.1
80°-90°	262.9	3.0
90°-100°	0.0	0.0
100°-110°	0.0	0.0
110°-120°	0.0	0.0
120°-130°	0.0	0.0
130°-140°	0.0	0.0
140°-150°	0.0	0.0
150°-160°	0.0	0.0
160°-170°	0.0	0.0
170°-180°	0.0	0.0
0°-90°	8768.0	100.0
0°-180°	8768.0	100.0

Coefficient of Utilization



REPORT NUMBER: P386527

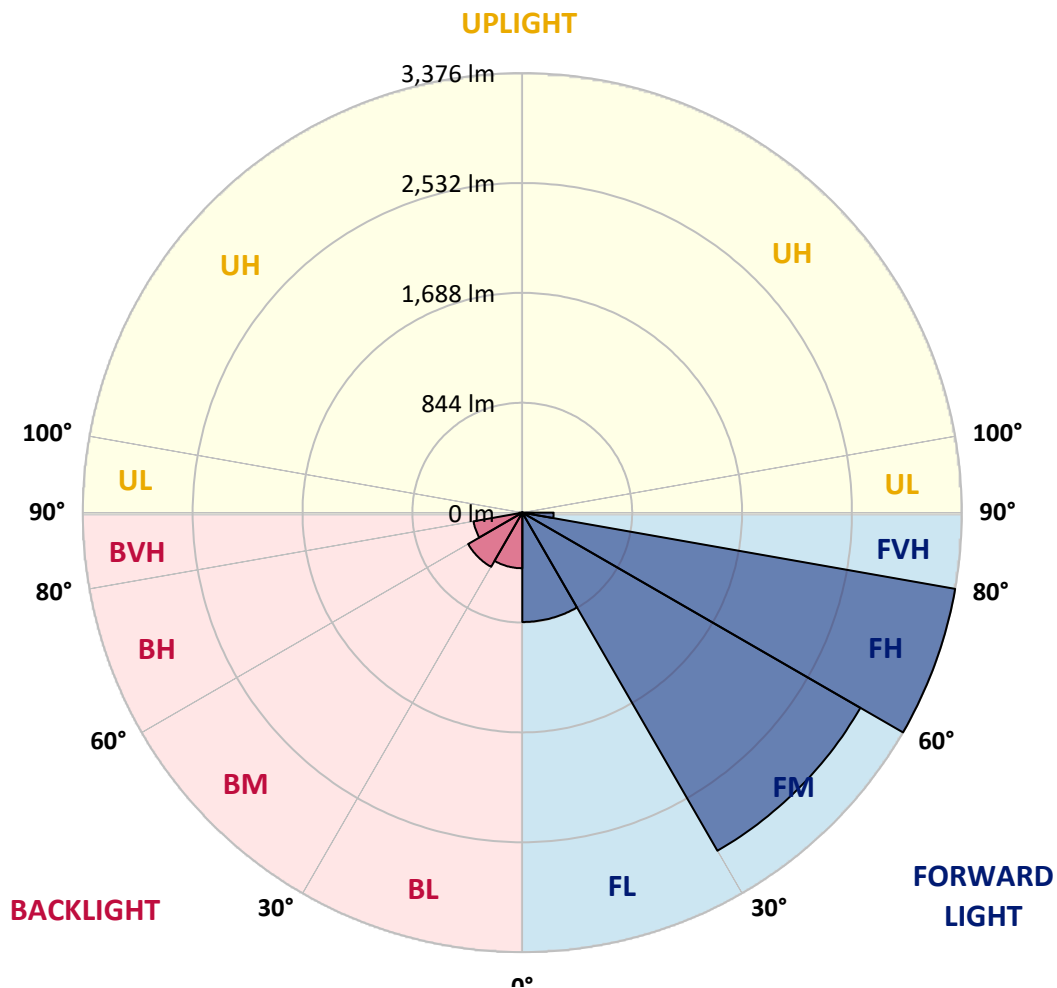
CATALOG NUMBER: GWC-SA2B-722-U-SL3

LUMINAIRE CLASSIFICATION SYSTEM LUMEN TABLE AND BUG RATING:

Zone	Lumens	% Fixture	Zone Rating/Lumen Limit		
			B	U	G
FL (0°-30°)	840.6	9.6			
FM (30°-60°)	2999.1	34.2			
FH (60°-80°)	3376.5	38.5			G2/5000
FVH (80°-90°)	241.0	2.7			G3/500
BL (0°-30°)	427.3	4.9	B1/500		
BM (30°-60°)	480.7	5.5	B1/1000		
BH (60°-80°)	381.0	4.3	B1/500		G1/500
BVH (80°-90°)	21.8	0.2			G1/100
UL (90°-100°)	0.0	0.0		U0/0	
UH (100°-180°)	0.0	0.0		U0/0	

BUG Rating: B1-U0-G3

Type III Medium





REPORT NUMBER: P386527

CATALOG NUMBER: GWC-SA2B-722-U-SL3

CANDELA DISTRIBUTION (FULL):

	0°	5°	15°	25°	35°	45°	55°	58°	65°	75°	85°
0°	2429.3	2429.3	2429.3	2429.3	2429.3	2429.3	2429.3	2429.3	2429.3	2429.3	2429.3
2.5°	2493.8	2490.4	2491.6	2489.2	2483.4	2477.6	2469.0	2470.6	2458.6	2440.9	2418.9
5°	2446.7	2445.5	2454.7	2459.9	2464.1	2460.8	2458.3	2461.4	2444.0	2419.5	2381.4
7.5°	2348.1	2334.6	2346.2	2363.7	2380.1	2392.7	2409.2	2411.3	2400.3	2374.7	2324.6
10°	2207.9	2195.1	2212.2	2239.4	2272.3	2302.3	2335.6	2341.7	2343.8	2320.6	2259.8
12.5°	2062.5	2052.7	2069.8	2108.0	2162.7	2208.8	2262.0	2271.1	2290.0	2274.5	2200.0
15°	1932.4	1928.7	1949.5	1987.1	2050.0	2120.5	2197.2	2214.0	2246.1	2240.9	2153.2
17.5°	1820.0	1819.1	1835.0	1874.4	1944.0	2033.2	2132.8	2161.2	2208.8	2214.9	2114.7
20°	1736.3	1734.5	1745.5	1774.5	1846.3	1947.4	2063.1	2102.2	2170.9	2192.3	2075.0
22.5°	1691.4	1691.1	1691.4	1705.2	1763.8	1857.9	1995.3	2043.0	2134.0	2174.3	2031.1
25°	1683.8	1682.9	1676.2	1674.6	1707.9	1783.1	1928.1	1980.7	2098.9	2161.8	1989.2
27.5°	1703.6	1704.9	1696.0	1681.7	1688.4	1733.9	1869.8	1926.0	2070.8	2159.3	1960.2
30°	1744.9	1744.3	1736.6	1721.7	1708.5	1715.6	1828.3	1884.5	2051.8	2170.0	1940.3
32.5°	1790.4	1793.7	1792.2	1784.0	1764.4	1736.3	1815.7	1870.7	2046.3	2195.7	1931.8
35°	1845.1	1848.7	1859.7	1866.1	1843.2	1798.0	1842.6	1890.3	2062.2	2243.9	1945.5
37.5°	1897.0	1906.4	1937.3	1964.5	1944.9	1894.5	1914.1	1948.0	2111.4	2320.0	1982.5
40°	1956.8	1965.1	2015.5	2073.2	2070.1	2017.9	2029.2	2051.8	2198.1	2429.0	2049.4
42.5°	2015.8	2032.3	2105.3	2187.1	2210.6	2164.5	2182.5	2194.5	2320.3	2573.5	2166.0
45°	2094.3	2112.0	2213.4	2312.0	2367.0	2341.1	2369.8	2374.3	2473.9	2770.2	2335.6
47.5°	2213.1	2233.2	2351.4	2455.0	2539.0	2541.7	2589.1	2587.2	2665.7	2995.3	2549.0
50°	2398.2	2427.2	2524.0	2620.8	2722.8	2779.6	2842.9	2834.0	2895.7	3235.0	2794.9
52.5°	2640.7	2654.1	2725.9	2797.4	2924.1	3051.5	3142.2	3134.2	3156.5	3481.5	3074.1
55°	2892.0	2902.1	2931.7	2970.8	3141.3	3348.9	3540.8	3528.2	3471.7	3737.4	3349.9
57.5°	3118.0	3138.5	3159.0	3175.2	3359.9	3659.9	3948.5	3949.4	3813.8	4013.5	3634.8
60°	3153.2	3171.2	3306.5	3434.2	3734.1	4074.6	4384.9	4375.8	4167.8	4313.2	3952.5
62.5°	2787.3	2827.9	3053.9	3393.5	4094.5	4833.3	4941.7	4930.4	4591.1	4682.4	4322.3
65°	1997.5	2043.6	2316.3	2826.7	3919.8	5669.2	5946.6	5794.5	5168.3	5136.6	4755.4
67.5°	1152.4	1163.4	1281.5	1691.4	2984.6	5712.9	7479.5	7266.6	6064.8	5651.8	4967.4
70°	852.1	851.8	879.9	1040.9	1615.1	4662.6	8208.5	8399.4	7008.5	5821.3	4667.8
71°	770.6	771.5	803.0	947.4	1279.1	3902.7	8053.7	8471.5	7257.1	5737.6	4450.9
72.5°	659.1	662.2	705.8	849.7	1076.0	2691.4	7386.6	8039.0	7375.0	5531.2	4111.6
75°	500.0	507.0	567.5	716.2	983.5	1364.9	5421.2	6419.3	6551.6	4880.6	3055.1
77.5°	356.7	364.7	433.1	602.3	934.9	1028.7	3630.5	4682.4	4821.4	3127.8	1378.1
80°	225.4	234.9	286.5	479.2	878.4	976.7	2281.5	3147.4	2629.1	1000.9	350.6
82.5°	132.2	139.6	177.8	313.1	717.4	940.7	1342.3	1744.6	1023.2	302.4	159.4
85°	76.7	80.0	110.9	199.4	521.0	887.9	986.2	975.2	444.1	147.8	75.4
87.5°	35.7	39.7	65.7	104.1	289.2	643.5	779.4	673.5	276.1	69.3	35.4
90°	0.0	0.0	0.0	0.0	0.0	0.0	0.0	0.0	0.0	0.0	0.0



REPORT NUMBER: P386527
 CATALOG NUMBER: GWC-SA2B-722-U-SL3

CANDELA DISTRIBUTION (continued):

	90°	95°	105°	115°	125°	135°	145°	155°	165°	175°	180°
0°	2429.3	2429.3	2429.3	2429.3	2429.3	2429.3	2429.3	2429.3	2429.3	2429.3	2429.3
2.5°	2408.2	2403.1	2381.4	2362.1	2342.0	2315.7	2286.7	2283.0	2265.3	2268.7	2262.6
5°	2360.6	2347.5	2295.2	2247.9	2192.0	2141.9	2087.6	2062.5	2026.5	2024.0	2014.9
7.5°	2292.5	2268.1	2187.1	2097.3	2007.5	1922.0	1837.4	1781.8	1725.0	1700.9	1698.8
10°	2215.8	2174.3	2055.2	1922.3	1792.8	1667.9	1547.0	1457.5	1376.8	1338.7	1337.1
12.5°	2143.1	2081.8	1918.4	1737.5	1560.4	1398.5	1232.7	1115.1	1014.0	980.1	965.7
15°	2081.4	1995.0	1785.2	1554.0	1339.0	1114.2	925.4	801.7	708.3	675.9	669.8
17.5°	2021.6	1910.4	1648.7	1368.6	1108.7	861.6	672.5	580.6	530.8	517.7	517.4
20°	1962.0	1823.4	1506.0	1178.9	886.0	644.4	517.1	475.8	459.0	457.5	455.1
22.5°	1894.5	1731.1	1356.1	988.6	691.5	506.7	439.5	423.0	420.9	426.4	426.4
25°	1831.3	1639.5	1204.0	802.3	537.8	422.7	392.5	389.1	394.9	404.7	405.6
27.5°	1772.4	1551.2	1055.5	636.8	430.9	372.3	359.8	363.8	374.1	385.4	385.7
30°	1723.8	1467.9	911.4	501.8	364.1	334.7	332.6	340.5	351.8	360.7	362.8
32.5°	1686.2	1396.7	772.1	403.5	320.4	306.6	308.5	315.2	322.2	327.1	330.5
35°	1668.8	1335.6	643.5	340.2	292.6	285.0	287.4	291.1	294.1	297.8	300.5
37.5°	1671.9	1288.3	528.7	300.8	274.0	270.0	270.0	270.0	270.0	271.8	272.1
40°	1700.3	1261.1	435.2	275.8	261.4	257.2	253.8	250.8	248.3	249.5	248.9
42.5°	1773.0	1258.6	366.8	259.9	251.4	244.3	237.6	233.3	230.3	231.5	232.1
45°	1896.4	1289.2	320.7	248.6	241.9	231.2	222.7	218.1	215.9	219.9	220.5
47.5°	2056.1	1355.8	292.6	240.4	233.0	219.0	209.8	205.5	206.2	212.0	213.5
50°	2262.0	1463.9	279.2	235.2	226.9	208.6	199.1	195.5	197.3	205.5	207.4
52.5°	2488.0	1619.6	280.7	233.6	223.0	201.0	190.9	186.6	189.7	197.3	198.8
55°	2748.8	1806.9	306.0	235.8	217.2	196.1	184.2	176.8	179.3	186.3	187.5
57.5°	3038.6	2021.3	357.0	235.2	209.8	191.5	177.1	166.1	168.0	172.3	173.5
60°	3340.4	2280.3	436.1	237.0	206.5	186.0	167.7	153.9	153.3	157.0	157.6
62.5°	3702.6	2579.9	526.5	238.2	208.6	179.0	155.2	141.7	139.9	140.8	141.4
65°	4075.8	2796.7	492.6	233.3	215.3	173.2	144.2	129.8	126.4	125.8	126.1
67.5°	4087.5	2564.3	345.4	223.6	218.1	170.1	135.9	119.7	114.2	112.1	111.8
70°	3665.7	2083.3	269.1	213.2	207.1	165.2	128.3	111.5	103.2	99.9	99.6
71°	3459.8	1917.7	255.0	208.0	198.8	160.3	124.9	107.8	99.3	95.6	95.0
72.5°	3137.0	1719.2	237.9	199.7	182.9	147.8	118.5	102.6	93.8	89.5	88.6
75°	2251.3	1124.3	204.3	178.1	151.5	117.9	103.8	92.2	84.6	79.4	78.8
77.5°	867.4	447.4	154.5	148.1	116.1	92.2	85.5	79.7	74.2	69.0	68.7
80°	268.2	200.1	112.7	111.5	84.0	68.7	66.6	65.1	62.9	57.4	56.2
82.5°	143.2	114.8	77.6	72.1	55.0	45.8	48.3	48.9	49.2	43.4	42.8
85°	68.4	60.8	43.7	40.9	32.1	25.7	29.6	32.1	32.4	26.6	24.7
87.5°	32.7	31.8	20.5	15.6	11.9	8.6	10.4	12.8	14.0	10.1	8.9
90°	0.0	0.0	0.0	0.0	0.0	0.0	0.0	0.0	0.0	0.0	0.0

Signify Classified - Internal
Cooper Lighting Solutions Photometric Lab
1121 Highway 74 South
Peachtree City, GA 30269

Scaled Data Report



Report Generated By 670245982

Signify Classified - Internal
Cooper Lighting Solutions Photometric Lab
1121 Highway 74 South
Peachtree City, GA 30269

Scaled Data Report



Signify Classified - Internal
Cooper Lighting Solutions Photometric Lab
1121 Highway 74 South
Peachtree City, GA 30269

Scaled Data Report



Signify Classified - Internal
Cooper Lighting Solutions Photometric Lab
1121 Highway 74 South
Peachtree City, GA 30269

Scaled Data Report





--- HS — SS

Signify Classified - Internal
Cooper Lighting Solutions Photometric Lab
1121 Highway 74 South
Peachtree City, GA 30269

Scaled Data Report



u

Signify Classified - Internal
Cooper Lighting Solutions Photometric Lab
1121 Highway 74 South
Peachtree City, GA 30269

Scaled Data Report



Signify Classified - Internal
Cooper Lighting Solutions Photometric Lab
1121 Highway 74 South
Peachtree City, GA 30269

Scaled Data Report



(END OF REPORT)